



District Report Card: 2017


State: Himachal Pradesh	District: Solan
Class: 5	Subject: Language
Schools: 61	Students: 809


Participation/Coverage


Students

<div>GENDER</div> <div></div>	Boys		Girls	
	Number	%	Number	%
	405	50.06	404	49.94

<div>AREA</div> <div></div>	Rural		Urban	
	Number	%	Number	%
	708	87.52	101	12.48

<div>CATEGORY</div> <div></div>	SC		ST		OBC		GEN	
	Number	%	Number	%	Number	%	Number	%
	229	28.31	33	4.08	26	3.21	521	64.40

<div>CWSN</div> <div></div>	LD	VI	HI	S&LD	ID	Oth
	0	0	0	4	17	7

<div>Management</div> <div></div>	Government		Government-aided	
	Number	%	Number	%
	809	100.00	0	0.00

Average Performance of Students in Language (%)

Overall	Gender		Area		Management		Social Group			
	Male	Female	Rural	Urban	Govt.	Aided	SC	ST	OBC	GEN
61.40	60.59	62.21	60.52	67.59	61.40	0.00	60.99	55.56	68.21	61.61

Performance on Learning Outcomes (LOs)

Learning Outcomes	Description	Average Performance(%)
L504	Reads and comprehends independently storybooks, news items/ headlines, advertisements etc.	58.59
L508	Reads text with comprehension, locates details and sequence of events	62.81

Range of Performance of Students who Answered Correctly							
Below 30%		30% - 50%		50% - 75%		Above 75%	
Number	%	Number	%	Number	%	Number	%
64	7.91	183	22.62	338	41.78	224	27.69

Lowest Performing Learning Outcomes (LOs)

- 1 - Reads and comprehends independently storybooks, news items/ headlines, advertisements etc. (58.59)
- 2 - Reads text with comprehension, locates details and sequence of events (62.81)